



2011 Evaluation Form

Semi Recumbent Series

ASR 2011

AGE: 10+
INSEAM: 19"-34"

Our Semi Recumbent Series makes it easy for riders to get on and off the bike in a natural position. The seat is low to the ground for easy transferring and allows those with limited ranges of motion to have their legs further forward. The pull-away handlebar system allows for easy, unobstructed on/off transfers. High ratio steering system makes steering easier for riders with limited range of motion in arms, wrists and shoulders.



SMILES THAT LAST!



ASR 2011

	SEMI RECUMBENT ASR 2011	ASR 2011 HD Heavy Duty
Rider Age (Years)	10+	
Rider Inseam	19"-34"	
Max. Load (lbs)	225	
Bike Weight (lbs)	12 (Frame only)	
Bike Weight (lbs)	53 (Excludes Seat)	
Wheel Size	20"	
Frame Height	14" (Without Seat)	
Transfer Height	22" (With Seat)	
Total Length	77"*	
	(*with Rear Steering add 12")	
Bike Width	34"	
		Max. Load (lbs) 350

WHAT'S NEW

- New Adjustable Seat with greater inseam range
- Over 7" of forward/backward Seat Movement
- Adjustable Seat Angle 0-10°
- New Cable Actuated Rear Steer
- High Ratio Side to Side Steering
- Lock/Unlock Steering
- New Nexus 8 Speed Shifter

Creating a CYCLE of mobility
1.800.661.9915 ◀ www.freedomconcepts.com





ASR 2011

AGE: 10+ YEARS INSEAM: 19"+




RIDER INFORMATION		<input type="checkbox"/> Male	<input type="checkbox"/> Female
Rider's Name: _____			
Date of Birth: MONTH _____ /DAY _____ /YEAR _____			
Diagnosis: _____			
Weight: _____ LBS. _____ KGS.		Height: _____ INCHES _____ CM	
A. Seat Depth: _____ INCHES _____ CM			
B. Inseam: _____ INCHES _____ CM			
C. Back Height: _____ INCHES _____ CM			
D. Seat Width: _____ INCHES _____ CM			
THERAPIST'S Name: _____			
Phone: _____			
Fax: _____			
Email: _____			

FRAME CHOICE	
ASR 2011	
ASR 2011 HD (Heavy Duty)	
Custom Frame	ADD
Removable Rear Platform* (required for Sun-Shade Canopy)	

REAR STEERING	
Rear Steering - NEW Cable Actuated!	
TOTAL	

E. Total Length: 77"
 F. Rear steering allows bike to be controlled from the rear, this adds 12" to the length of the model.
 G. Width: 34"
 H. Steering head tube unlocks/locks steering
 • Transfer Height: 14"



COLOR CHOICE	
<input type="checkbox"/> Candy Blue	<input type="checkbox"/> Metallic Blue (STD)
<input type="checkbox"/> Amber-NEW!	<input type="checkbox"/> Black <input type="checkbox"/> Blue <input type="checkbox"/> Red <input type="checkbox"/> Yellow (N/C)
<input type="checkbox"/> Pink	<input type="checkbox"/> Metallic Orange-NEW!
<input type="checkbox"/> Grape	<input type="checkbox"/> Hot Rod Purple
Other Custom Color	
Sticker Type	
Please note extra delivery time for N/C & custom colors.	

PROPULSION	
Direct Drive	(STD)
Free Wheel	
Manual Free Wheel/Direct Drive Reciprocator System	
8 Speed Nexus Shifter w/twist grip (NO Coaster brake)	NEW!
8 Speed Nexus Shifter w/twist grip (w/Coaster brake)	NEW!
Shift Lever Location	<input type="checkbox"/> RIGHT <input type="checkbox"/> LEFT (N/A)
Electric Assist	






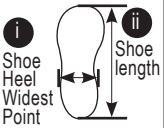







PEDAL POWER	
Easy	
Average	(STD)
Challenging	




CRANK ARM LENGTHS - RANGE OF MOTION	
Shorter range is suitable for limited knee flexion.	
I. 2.5"	(N/C) (N/A)
J. 3"	(N/C)
K. 3.5"	(N/C)
L. 4"	(N/C)
M. 5"	(STD)
N. Multi-Crank Length Adapter 4"/5" Cranks	


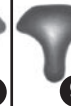






BOTTOM BRACKET WIDTH	
O. Standard Crank 6" Wide	(STD)









COMMENTS

WE CAN CUSTOM BUILD BASED ON YOUR SPECIFIC NEEDS!	PAGE SUB-TOTAL
---	-----------------------

WHEELS		
<input type="checkbox"/> P. 20" Aluminum	(STD)	
<input type="checkbox"/> Q. 20" Mega Spoke (While Supplies last)		
<input type="checkbox"/> 20" HD Wheels (included on HD n/c)		
<input type="checkbox"/> Removable Wheels		
<input type="checkbox"/> R. Spoke Covers (set of three)		
    		
TIRES		
<input type="checkbox"/> S. 20" Smooth	(STD)	
<input type="checkbox"/> T. 20" Knobby		
FORK		
<input type="checkbox"/> Chrome Fork	(STD)	
<input type="checkbox"/> Suspension Fork (Refer to Tire T) <input type="checkbox"/> Silver <input type="checkbox"/> Yellow (Required when Disc Brakes are ordered)		
BRAKE LEVER POSITION		
<input type="checkbox"/> Parking Brake (Right Rear Wheel)	(STD)	
<input type="checkbox"/> Second Parking Brake (Left Rear Wheel)		
LEVER POSITIONING	FRONT BRAKE	REAR BRAKE
<input type="checkbox"/> Left Handlebar	<input type="checkbox"/>	<input type="checkbox"/>
<input type="checkbox"/> Right Handlebar	<input type="checkbox"/>	<input type="checkbox"/>
<input type="checkbox"/> Rear Assistance (T-bar)	(N/A)	(N/A)
<input type="checkbox"/> Rear Steering Handle	<input type="checkbox"/>	<input type="checkbox"/>
BRAKE OPTIONS		
FRONT BRAKE	REAR BRAKE	
<input type="checkbox"/> Vee Brakes (STD)	<input type="checkbox"/> Disc Brakes (STD)	
<input type="checkbox"/> Disc Brakes *Must have Suspension Fork	<input type="checkbox"/> Drum	
	<input type="checkbox"/> Coaster	
PEDALS		
Measure Rider's Shoe: i) _____ INCHES _____ CM ii) _____ INCHES _____ CM OR TRACE OUTLINE OF RIDER'S SHOE ON A PIECE OF PAPER & SUBMIT w/ORDER.		
<input type="checkbox"/> 1. Mountain Style Pedal	(STD)	
<input type="checkbox"/> 2. Mountain Style with Cage		
<input type="checkbox"/> 3. Neoprene Adjustable Footplate* <input type="checkbox"/> S <input type="checkbox"/> M <input type="checkbox"/> L <input type="checkbox"/> XL		
<input type="checkbox"/> 4. Molded ABS Footplate System* <input type="checkbox"/> XS <input type="checkbox"/> S <input type="checkbox"/> M <input type="checkbox"/> L <input type="checkbox"/> XL		
<input type="checkbox"/> 5. Pulley System (FRONT: corrects plantar flexion)		
<input type="checkbox"/> Pulley System (REAR: self-leveling pedals)-NEW!		
<input type="checkbox"/> 6. 0.25" Footplate Spacers Qty: _____/Pedal (//UNIT)		
<input type="checkbox"/> 7. Abductor Leg Brace *includes #5 Molded ABS Footplate <input type="checkbox"/> S <input type="checkbox"/> M <input type="checkbox"/> L (//EA) Please specify <input type="checkbox"/> Left or <input type="checkbox"/> Right		
    		
  		
CHAIN GUARD		
<input type="checkbox"/> Heavy Duty Steel Chain Guard	(STD)	
<input type="checkbox"/> ABS Enclosed Chain Guard		





HANDLE BARS <input type="checkbox"/> Steering Locked <input type="checkbox"/> Steering Unlocked	
<input type="checkbox"/> U. High Rise	(N/C)
<input type="checkbox"/> V. Hoop	(STD)
<input type="checkbox"/> W. Wide	(N/C)
<input type="checkbox"/> i. Nameplate <input type="checkbox"/> Special Dedication <input type="checkbox"/> Company Logo	
Stability Handle Please specify <input type="checkbox"/> Left or <input type="checkbox"/> Right	
  	

SEAT BASE	
<input type="checkbox"/> 8. Child (12.5" width, 12.5" depth)	(N/C)
<input type="checkbox"/> 9. Child Narrow	
<input type="checkbox"/> 10. Adult Seat (16.75" width, 14" depth)	(STD)
<input type="checkbox"/> 11. Adult Narrow	
<input type="checkbox"/> 12. Add 2" Raised Pommel to seat selection above	
<input type="checkbox"/> 13. Custom (measurements)	
A. _____ inches _____ cm B. _____ inches _____ cm	
<input type="checkbox"/> 14. Hip Belt, 2" wide (Large)	(STD)
<input type="checkbox"/> 15. Neoprene Hip Stabilizer Belt	
       	

BACK REST	
<input type="checkbox"/> 16. Child High Back - (13" width, 18" height)	
<input type="checkbox"/> 17. Adult - (17" width, 18" height)	(STD)
<input type="checkbox"/> 18. Adult - (17" width, 22" height)	
<input type="checkbox"/> 19. Custom	
A. _____ INCHES _____ CM B. _____ INCHES _____ CM	
<input type="checkbox"/> Chest Strap High Back only	(STD)
<input type="checkbox"/> 20. FCI Removable Head Rest	
<input type="checkbox"/> 21. FCI Adjustable Head Rest	
<input type="checkbox"/> 22. Custom - Custom Mount of Head Support Bracket (Template required)	
A. _____ INCHES _____ CM B. _____ INCHES _____ CM	
<input type="checkbox"/> 23. Lateral Support Bracket complete w/Track <input type="checkbox"/> S <input type="checkbox"/> L (//EA)	
C. CHEST WIDTH _____ INCHES _____ CM D. SEAT to ARMPIT _____ INCHES _____ CM	
       	
<input type="checkbox"/> Simulated Sheepskin Seat Cover <input type="checkbox"/> Child <input type="checkbox"/> Adult	
<input type="checkbox"/> i2i Neck & Headrest with Support Bracket NOTE: Please specify size as per brochure.	

WE CAN CUSTOM BUILD BASED ON YOUR SPECIFIC NEEDS!

PAGE SUB-TOTAL

CHEST HARNESS		
<input type="checkbox"/> Neoprene Chest Harness - Medium		
<input type="checkbox"/> Neoprene Chest Harness - Large		
<input type="checkbox"/> Neoprene Chest Harness - Extra Large		
GLOVES		
<input type="checkbox"/> X Small <input type="checkbox"/> Small <input type="checkbox"/> Medium <input type="checkbox"/> Large		
Custom		
A. Measure width of palm _____ INCHES _____ CM		
B. Measure width of wrist _____ INCHES _____ CM		
C. Measure bend of wrist to top of middle finger _____ INCHES _____ CM		
Hand Tracing Required		
STATIONARY TRAINER		
<input type="checkbox"/> Indoor Stationary Trainer		
ABDUCTOR/ADDUCTION		
<input type="checkbox"/> 24. Abductor (Removable Leg Divider)		
<input type="checkbox"/> 25. Padded Leg Adduction Strap		
		
ACCESSORIES		
<input type="checkbox"/> Self Centering Spring <input type="checkbox"/> Locking Hand Brake (STD)		
<input type="checkbox"/> Safety Flag <input type="checkbox"/> Wheel Reflectors (STD)		
Animal Squeaky Horn (N/C)		
Multitool (sold separately) (STD)		
Bell (STD)		
Tool Pouch		
Waterbottle & Holder		
Tool Kit with Waterbottle Shaped Case		
Bike Covers		
Cane/Crutch Holder		
Oxygen Tank Holder (Specify Tank Size _____)		
Sun-Shade Canopy (Requires Rear Platform)		
Communication Tray		
Adjustable Rear Steer Extension Handle		
		Total - Page 3
		Total - Page 2
		Total - Page 1
		SUB-TOTAL
		Freight (crated)
		Residential Delivery
		Tax 1
		Tax 2
		Other
		TOTAL

CUSTOMER INFORMATION	
Dealer/Vendor:	_____
Contact Person:	_____
Address:	_____
City:	Prov./State: _____
Postal/Zip Code:	Ordered by: _____
Phone:	Fax: _____
Email:	_____

ORDER INFORMATION	
Purchase Order:	_____
Order Date:	Quote Date: _____
FCI Representative:	_____
Payment Terms:	_____
CREDIT CARD (CHECK ONE) <input type="checkbox"/> Visa <input type="checkbox"/> MasterCard	Exp. Date: _____
Card Number:	_____
Name On Card:	_____
Signature:	_____

SHIPPING INSTRUCTIONS	
Name:	_____
Address:	_____
City:	_____
Province/State:	_____
Postal/Zip Code:	Phone: _____
Federal ID/SS#:	_____

PRIVACY POLICY	
Freedom Concepts Inc. collects, uses and discloses personal information of the Customer and/or Rider to properly assemble and manufacture the mobility device and may contact the Rider's therapist for additional personal information to assist with this process. The collection, use and disclosure of the personal information of the Customer and/or the Rider is governed by any consent which may, from time to time, be provided, and by the Freedom Concepts Inc. Privacy Policy which is available on our website www.freedomconcepts.com or by contacting our office. By signing below, you hereby warrant that you have the authority to bind the Rider and hereby authorize the collection, use, and disclosure of personal information as herein provided and in accordance with the Freedom Concepts Inc. Privacy Policy.	

TERMS & CONDITIONS	
Prices are subject to change without notice. Prepaid or net 30 days O.A.C. All taxes extra. Freight extra. Manufacturer reserves the right to change prices, colors, features, dates, locations and products without notice. Residential delivery charge may apply. Duty and brokerage included where applicable.	

CUSTOMER SIGNATURE	
I hereby give permission to Freedom Concepts Inc. to use photographs of me or my child for the sole purpose of the company's promotional use, and will not be distributed to third parties. <input type="checkbox"/> YES <input type="checkbox"/> NO	
I would like to receive regular updates. <input type="checkbox"/> SNAIL MAIL <input type="checkbox"/> EMAIL <input type="checkbox"/> NO	
SIGNATURE OF RIDER/PARENT	