



2011 Evaluation Form
Explorer Series
Balance Bike
EX BB6
EX BB8

AGE: 6-12 YEARS INSEAM: 16"-26"

Made for those active riders, the Explorer Series gets back to Freedom Concepts' roots with a focus on the rider who just needs a little something extra to help them move along.

The Balance Bike is designed as a true therapy tool for use in a clinical setting. The device can be used to transition the rider from a bicycle with training wheels to one without.



FREEDOM
 Concepts
 Inc.™

SMILES THAT LAST!



EX BB6

EXPLORER

	EX BB6	EX BB8
Rider Age (Years)	6-12	6-12
Rider Inseam	16"-26"	16"-26"
Max. Load (lbs)	125	225
Bike Weight (lbs)	48	63
Wheel Size	6" wide	8.5" wide
Frame Height (without Seat)	23"	29"
Total Length	46"*	61"*
(*with Heavy Duty Assistance Handle add 6")		
Bike Width	12"	17"

STANDARD FEATURES

- ◆ High Rise Handlebars with Infinite Steering Adjustment
- ◆ Heavy Duty Steel Chain Guard
- ◆ Mountain Style Pedals

OPTIONS

- ◆ Footplates
- ◆ Heavy Duty Assistance Handle (A)
- ◆ Seat Back Support (B)

Creating a CYCLE of mobility
 1.800.661.9915 ◀ www.freedomconcepts.com



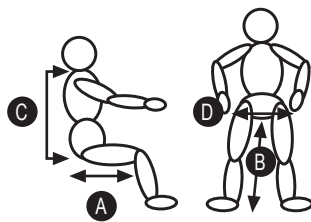


BB6/BB8

AGE: 6-12 YEARS
INSEAM: 16"-26"



RIDER INFORMATION		<input type="checkbox"/> Male	<input type="checkbox"/> Female
Rider's Name: _____			
Date of Birth: MONTH _____ /DAY _____ /YEAR _____			
Diagnosis: _____			
Weight: _____ LBS. _____ KGS. Height: _____ INCHES _____ CM			
A. Seat Depth: _____ INCHES _____ CM			
B. Inseam: _____ INCHES _____ CM			
C. Back Height: _____ INCHES _____ CM			
D. Seat Width: _____ INCHES _____ CM			
THERAPIST'S Name: _____			
Phone: _____			
Fax: _____			
Email: _____			



EX BB FRAME CHOICE	
EX BB 6	
EX BB 6 SE (Special Edition includes: Heavy Duty Assistance Handle & Seat Back Support)	
EX BB 8	
Heavy Duty Assistance Handle	
TOTAL	

E. Total Length: BB 6 - 46"/BB 8 - 61" F. Width: BB 6 - 12"/BB 8 - 17"




COMMENTS

COLOR CHOICE	
<input type="checkbox"/> Candy Blue	<input type="checkbox"/> Hot Rod Purple (STD)
<input type="checkbox"/> Amber-NEW!	<input type="checkbox"/> Blue <input type="checkbox"/> Red <input type="checkbox"/> Yellow (N/C)
<input type="checkbox"/> Metallic Blue	<input type="checkbox"/> Pink
<input type="checkbox"/> Metallic Orange-NEW!	
<input type="checkbox"/> Grape	
Other Custom Color	
Sticker Type	
Please note extra delivery time for N/C & custom colors.	

PROPULSION	
Direct Drive	(STD)
Free Wheel	
Manual Free Wheel/Direct Drive Reciprocator System	(N/A)

PEDAL POWER	
Easy	
Average	(STD)
Challenging	

CRANK ARM LENGTHS - RANGE OF MOTION	
Shorter range is suitable for limited knee flexion.	
G. 2.5"	(N/C)
H. 3"	(N/C)
I. 3.5"	(N/C)
J. 4" (BB 6)	(STD)
K. 5"	<input type="checkbox"/> BB 6 (N/C) <input type="checkbox"/> BB 8 (STD)
L. Multi-Crank Length Adapter 4"/5" Cranks	



BOTTOM BRACKET WIDTH	
M. Standard Crank 6" Wide	(STD)
Custom Crank	

BOTTOM BRACKET POSITION	
<input type="checkbox"/> Standard (6.5")	OR <input type="checkbox"/> Custom
_____ IN _____ CM	
N. Position of bottom bracket in relation to the seat post.	
Bottom Bracket (See Inseam)	<input type="checkbox"/> Up <input type="checkbox"/> Down (STD)



WE CAN CUSTOM BUILD
BASED ON YOUR SPECIFIC NEEDS!


PAGE SUB-TOTAL

TIRES		
6" w All Terrain Tires (BB 6 only)	(STD)	
8.5" w All Terrain Tires (BB 8 only)	(STD)	

FORK		
Tubular Steel Fork	(STD)	
Suspension Fork	(N/A)	

BRAKE LEVER POSITION			
Back Brake Lever	(STD)		
Front Brake Lever			
LEVER POSITIONING	BACK LEVER	FRONT LEVER	
Left Handlebar	<input type="checkbox"/>	<input type="checkbox"/>	
Right Handlebar	<input type="checkbox"/>	<input type="checkbox"/>	
Rear Assistance Handle	<input type="checkbox"/>	<input type="checkbox"/>	

PEDALS	
Measure Rider's Shoe: i) _____ INCHES _____ CM ii) _____ INCHES _____ CM OR TRACE OUTLINE OF RIDER'S SHOE ON A PIECE OF PAPER & SUBMIT w/ORDER.	
1. Basic Pedal w/ Velcro Strap	
2. Mountain Style Pedal	(STD)
3. Mountain Style with Cage	
4. Neoprene Adjustable Footplate* <input type="checkbox"/> S <input type="checkbox"/> M <input type="checkbox"/> L <input type="checkbox"/> XL	
5. Molded ABS Footplate System* <input type="checkbox"/> XS <input type="checkbox"/> S <input type="checkbox"/> M <input type="checkbox"/> L <input type="checkbox"/> XL	
FOOTPLATE SIZE: <input type="checkbox"/> S <input type="checkbox"/> M <input type="checkbox"/> L <input type="checkbox"/> XL	
6. Pulley System (Corrects Plantar Flexion)	
Pulley System (REAR: self-leveling pedals)-NEW!	
7. 0.25" Footplate Spacers Qty: _____/Pedal	(/UNIT)
8. Abductor Leg Brace *includes #5 Molded ABS Footplate <input type="checkbox"/> S <input type="checkbox"/> M <input type="checkbox"/> L	(/EA)



CHAIN GUARD		
Heavy Duty Steel Chain Guard	(STD)	
ABS Enclosed Chain Guard	(N/A)	

COMMENTS

HANDLE BARS			
O. Wide (std)	(N/C)		
<input type="checkbox"/> P. Hoop <input type="checkbox"/> Q. Small Hoop <input type="checkbox"/> R. High Rise			
O	P	Q	R

HANDLE BAR BASE HEIGHT (*)		
12" Height	(N/C)	
<input type="checkbox"/> 6.5" Height <input type="checkbox"/> 9.5" Height		

SEAT BASE		
9. Bicycle Saddle Style Seat	(STD)	
9		

BACK REST		
10. Back Support		
Chest Strap Back Support only	(STD)	

COMMENTS

WE CAN CUSTOM BUILD
BASED ON YOUR SPECIFIC NEEDS!

PAGE SUB-TOTAL

CHEST HARNESS	
Neoprene Chest Harness - Medium	(N/A)
Neoprene Chest Harness - Large	(N/A)
Neoprene Chest Harness - Extra Large	(N/A)



GLOVES	
<input type="checkbox"/> X Small <input type="checkbox"/> Small <input type="checkbox"/> Medium <input type="checkbox"/> Large	
Custom	
A. Measure width of palm _____ INCHES _____ CM	
B. Measure width of wrist _____ INCHES _____ CM	
C. Measure bend of wrist to top of middle finger _____ INCHES _____ CM	
Hand Tracing Required	

STATIONARY TRAINER	
Indoor Stationary Trainer	(N/A)

ABDUCTOR/ADDUCTION	
11. Abductor (Removable Leg Divider)	
12. Padded Leg Adduction Strap	

ACCESSORIES	
<input type="checkbox"/> Self Centering Spring <input type="checkbox"/> Locking Hand Brake	(STD)
<input type="checkbox"/> Safety Flag <input type="checkbox"/> Wheel Reflectors	(STD)
Animal Squeaky Horn	(N/C)
Multitool (sold separately)	(STD)
Bell	(STD)
Tool Bag	
<input type="checkbox"/> Waterbottle & Holder <input type="checkbox"/> Tool Kit	
Bike Covers	

	Total - Page 3
	Total - Page 2
	Total - Page 1
	SUB-TOTAL
	Freight (crated)
	Residential Delivery
	Tax 1
	Tax 2
	Other
	TOTAL

CUSTOMER INFORMATION

Dealer/Vendor: _____

Contact Person: _____

Address: _____

City: _____ Prov./State: _____

Postal/Zip Code: _____ Ordered by: _____

Phone: _____ Fax: _____

Email: _____

ORDER INFORMATION

Purchase Order: _____

Order Date: _____ Quote Date: _____

FCI Representative: _____

Payment Terms: _____

CREDIT CARD (CHECK ONE) Visa MasterCard Exp. Date: _____

Card Number: _____

Name On Card: _____

Signature: _____

SHIPPING INSTRUCTIONS

Name: _____

Address: _____

City: _____

Province/State: _____

Postal/Zip Code: _____ Phone: _____

Federal ID/SS#: _____

PRIVACY POLICY

Freedom Concepts Inc. collects, uses and discloses personal information of the Customer and/or Rider to properly assemble and manufacture the mobility device and may contact the Rider's therapist for additional personal information to assist with this process. The collection, use and disclosure of the personal information of the Customer and/or the Rider is governed by any consent which may, from time to time, be provided, and by the Freedom Concepts Inc. Privacy Policy which is available on our website www.freedomconcepts.com or by contacting our office. By signing below, you hereby warrant that you have the authority to bind the Rider and hereby authorize the collection, use, and disclosure of personal information as herein provided and in accordance with the Freedom Concepts Inc. Privacy Policy.

TERMS & CONDITIONS

Prices are subject to change without notice. Prepaid or net 30 days O.A.C. All taxes extra. Freight extra. Manufacturer reserves the right to change prices, colors, features, dates, locations and products without notice. Residential delivery charge may apply. Duty and brokerage included where applicable.

CUSTOMER SIGNATURE

I hereby give permission to Freedom Concepts Inc. to use photographs of me or my child for the sole purpose of the company's promotional use, and will not be distributed to third parties. YES NO

I would like to receive regular updates. SNAIL MAIL EMAIL NO

SIGNATURE OF RIDER/PARENT