



2011 Evaluation Form
Adventurer Series
ATP 2600
ATA 2600

AGE: ATP 7+ YEARS/ATA 14+ YEARS
 INSEAM: (Front Rider) ATP 20"-26"/ATA 24"-30"

The best way for some folks to enjoy a ride in the great outdoors is a bicycle built for two. The driver steers and controls the device from the rear. The rider in front, whether visually or physically challenged, can enjoy all the benefits of cycling, including the fresh breeze on their face.



FREEDOM
 Concepts
 Inc.™

SMILES THAT LAST!



ATP 2600

Frame color shown: Blue; Shown with ABS Foot Platform perfect for front riders who cannot reach the pedals. Available as ATA 2600 with adult seat for front rider.

	ADVENTURER ATP 2600	ATA 2600
Rider Age (Years)	7+	14+
Rider Inseam	20"-26"(Front Rider)	24"-30" (Front Rider)
Max. Load (lbs)	400 (Combined)	400 (Combined)
Bike Weight (lbs)	125	125
Wheel Size	26"(Front Wheel 24")	26"(Front Wheel 24")
Frame Height (without Seat)	35"	35"
Total Length	100"	100"
Bike Width	38"	38"

Creating a CYCLE of mobility
 1.800.661.9915 ◀ www.freedomconcepts.com





ATP 2600

AGE: 7+ YEARS INSEAM: (Front Rider) ATP 20"-26"

ATA 2600

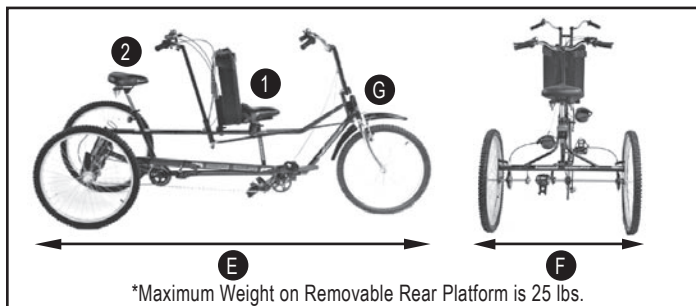
AGE: 14+ YEARS INSEAM: (Front Rider) ATA 24"-30"

RIDER INFORMATION (1)		<input type="checkbox"/> Male	<input type="checkbox"/> Female
Rider's Name: _____			
Date of Birth: MONTH _____ /DAY _____ /YEAR _____			
Diagnosis: _____			
Weight: _____ LBS. _____ KGS.		Height: _____ INCHES _____ CM	
A. Seat Depth: _____ INCHES _____ CM			
B. *INSEAM: _____ INCHES _____ CM			
C. Back Height: _____ INCHES _____ CM			
D. Seat Width: _____ INCHES _____ CM			
THERAPIST'S Name: _____			
Phone: _____			
Fax: _____			
Email: _____			

DRIVER INFORMATION (2)		<input type="checkbox"/> Male	<input type="checkbox"/> Female
#1 Driver's Name: _____			
Weight: _____ LBS. _____ KGS.		Height: _____ INCHES _____ CM	
#2 Driver's Name: _____			
Weight: _____ LBS. _____ KGS.		Height: _____ INCHES _____ CM	
Seat Post Length (Option Required):			
<input type="checkbox"/> 27.5" - 38" inseam <input type="checkbox"/> 32.5" - 41.5" inseam <input type="checkbox"/> Second Seat Post Required* (*For multiple Drivers whose inseams do not fall into the same inseam range.)			

FRAME CHOICE	
ATP 2600	
ATA 2600 (requires Adult Seating Setup for Front Rider/Crank Down)	
Custom Frame	ADD
Removable Rear Platform	


E. Total Length: 100" G. Steering head tube unlocks/locks steering
 F. Width: 38"



COLOR CHOICE	
<input type="checkbox"/> Blue <input type="checkbox"/> Red	(STD)
<input type="checkbox"/> Amber-NEW! <input type="checkbox"/> Black <input type="checkbox"/> Yellow	(N/C)
<input type="checkbox"/> Metallic Blue <input type="checkbox"/> Pink	
<input type="checkbox"/> Candy Blue <input type="checkbox"/> Grape <input type="checkbox"/> Hot Rod Purple	
<input type="checkbox"/> Metallic Orange-NEW!	
Other Custom Color	
Sticker Type	
Please note extra delivery time for N/C & custom colors.	

PROPULSION	
Multi Speed/7 Speed	(STD)
Shift Lever Location	<input type="checkbox"/> RIGHT <input type="checkbox"/> LEFT (N/A)
Lever Actuated Front Crank On/Off Reciprocator	
Shift Lever Location	<input type="checkbox"/> RIGHT <input type="checkbox"/> LEFT
Electric Assist	

CRANK ARM LENGTHS - RANGE OF MOTION		
Shorter range is suitable for limited knee flexion.		
H. 2.5"	(N/C)	(N/A)
I. 3"	(N/C)	(N/A)
J. 3.5"	(N/C)	(N/A)
K. 4" (N/A with Reciprocator)	(N/C)	
L. 5"	(STD)	
M. Multi-Crank Length Adapter 4 7/8" Cranks		



FOOT PLATFORM (When front rider's inseam is less than 19")	
ABS Foot Platform	

BOTTOM BRACKET WIDTH	
N. Standard Crank 6" Wide	(STD)

BOTTOM BRACKET POSITION	
<input type="checkbox"/> 3" ATP UP (STD) OR <input type="checkbox"/> 5" ATA Down (STD) OR <input type="checkbox"/> Custom _____ INCHES _____ CM <input type="checkbox"/> UP <input type="checkbox"/> DOWN	
O. Position of bottom bracket in relation to the seat post.	

COMMENTS

WE CAN CUSTOM BUILD BASED ON YOUR SPECIFIC NEEDS! **PAGE SUB-TOTAL**

WHEELS	
P. Aluminum (STD)	
Q. Mega Spoke (While Supplies last)	
R. Spoke Covers (set of three)	




TIRES	
S. Smooth (N/A)	
T. Knobby (STD)	

FORK	
Suspension Fork (STD)	

BRAKE LEVER POSITION		
LEVER POSITIONING	FRONT BRAKE	REAR BRAKE
Left Handlebar	<input type="checkbox"/>	<input type="checkbox"/>
Right Handlebar	<input type="checkbox"/>	<input type="checkbox"/>

BRAKE OPTIONS		
FRONT BRAKE	REAR BRAKE	
<input type="checkbox"/> Vee Brakes (STD)	<input type="checkbox"/> Disc Brakes (STD)	
<input type="checkbox"/> Disc Brakes *Must have Suspension Fork (N/A with Electric Assist)		

PEDALS	
Measure Rider's Shoe: i) _____ INCHES _____ CM ii) _____ INCHES _____ CM OR TRACE OUTLINE OF RIDER'S SHOE ON A PIECE OF PAPER & SUBMIT w/ORDER.	
1. Mountain Style Pedal (STD)	
2. Mountain Style with Cage	
3. Neoprene Adjustable Footplate* <input type="checkbox"/> S <input type="checkbox"/> M <input type="checkbox"/> L <input type="checkbox"/> XL	
4. Molded ABS Footplate System* <input type="checkbox"/> XS <input type="checkbox"/> S <input type="checkbox"/> M <input type="checkbox"/> L <input type="checkbox"/> XL	
5. Pulley System (FRONT: corrects plantar flexion)	
Pulley System (REAR: self-leveling pedals)-NEW!	
6. 0.25" Footplate Spacers Qty: _____/Pedal (/UNIT)	
7. Abductor Leg Brace *includes #5 Molded ABS Footplate <input type="checkbox"/> S <input type="checkbox"/> M <input type="checkbox"/> L (/EA) Please specify <input type="checkbox"/> Left or <input type="checkbox"/> Right	



CHAIN GUARD	
Heavy Duty Steel Chain Guard (STD)	
ABS Enclosed Chain Guard (N/A)	

COMMENTS

FRONT RIDER HANDLE BARS	
Steering: <input type="checkbox"/> Locked	
<input type="checkbox"/> U. High Rise (N/C)	
<input type="checkbox"/> V. Hoop (STD)	
<input type="checkbox"/> W. Wide (N/C)	
i. Nameplate <input type="checkbox"/> Special Dedication <input type="checkbox"/> Company Logo	

FRONT RIDER SEAT BASE	
8. Child (12.5" width, 12.5" depth) (STD ATP)	
9. Child Narrow	
10. Adult Seat (16.75" width, 14" depth) (ATA)	
11. Adult Narrow	
12. Add 2" Raised Pommel to seat selection above	
13. Custom (measurements)	
A. _____ inches _____ cm B. _____ inches _____ cm	
14. Hip Belt, 1.5" wide (N/C)	
15. Hip Belt, 2" wide <input type="checkbox"/> M <input type="checkbox"/> L (STD)	
16. Neoprene Hip Stabilizer Belt	



FRONT RIDER BACK REST	
16. Child Low Back - (13" width, 7.5" height) (STD ATP)	
17. Child High Back - (13" width, 18" height)	
18. Adult Low Back - (17" width, 7.5" height) (ATA)	
19. Adult High Back - (17" width, 18" height)	
20. Custom	
A. _____ INCHES _____ CM B. _____ INCHES _____ CM	
Chest Strap High Back only (STD)	
21. FCI Removable Head Rest*	
22. FCI Adjustable Head Rest*	
23. Custom - Custom Mount of Head Support Bracket (Template required)	
A. _____ INCHES _____ CM B. _____ INCHES _____ CM	
24. Lateral Support Bracket complete w/Track <input type="checkbox"/> S <input type="checkbox"/> L (/EA)	
C. CHEST WIDTH _____ INCHES _____ CM D. SEAT to ARMPIT _____ INCHES _____ CM	

NOTE: HEAD REST MAY RESTRICT STEERING/TURNING RADIUS.



Simulated Sheepskin Seat Cover <input type="checkbox"/> Child <input type="checkbox"/> Adult	
i2i Neck & Headrest with Support Bracket	
NOTE: Please specify size as per brochure.	

WE CAN CUSTOM BUILD BASED ON YOUR SPECIFIC NEEDS!

PAGE SUB-TOTAL

CHEST HARNESS	
Neoprene Chest Harness - Medium	
Neoprene Chest Harness - Large	
Neoprene Chest Harness - Extra Large	



GLOVES	
<input type="checkbox"/> X Small <input type="checkbox"/> Small <input type="checkbox"/> Medium <input type="checkbox"/> Large	
Custom	

A. Measure width of palm _____ INCHES _____ CM	
B. Measure width of wrist _____ INCHES _____ CM	
C. Measure bend of wrist to top of middle finger _____ INCHES _____ CM	
Hand Tracing Required	

STATIONARY TRAINER	
Indoor Stationary Trainer	

ABDUCTOR/ADDUCTION	
25. Abductor (Removable Leg Divider)	
26. Padded Leg Adduction Strap <input type="checkbox"/> S <input type="checkbox"/> L	



ACCESSORIES	
<input type="checkbox"/> Locking Hand Brake (STD)	
<input type="checkbox"/> Safety Flag <input type="checkbox"/> Wheel Reflectors (STD)	
Animal Squeaky Horn (N/C)	
Multitool (sold separately) (STD)	
Bell (STD)	
Tool Pouch	
Waterbottle & Holder	
Tool Kit with Waterbottle Shaped Case	
Bike Covers (N/A)	
Cane/Crutch Holder	
Oxygen Tank Holder (Specify Tank Size _____)	
Sun-Shade Canopy (Requires Rear Platform) (N/A)	
Communication Tray	

	Total - Page 3
	Total - Page 2
	Total - Page 1
	SUB-TOTAL
	Freight (crated)
	Residential Delivery
	Tax 1
	Tax 2
	Other
	TOTAL

CUSTOMER INFORMATION	
Dealer/Vendor:	_____
Contact Person:	_____
Address:	_____
City:	Prov./State: _____
Postal/Zip Code:	Ordered by: _____
Phone:	Fax: _____
Email:	_____

ORDER INFORMATION	
Purchase Order:	_____
Order Date:	Quote Date: _____
FCI Representative:	_____
Payment Terms:	_____
CREDIT CARD (CHECK ONE) <input type="checkbox"/> Visa <input type="checkbox"/> MasterCard	Exp. Date: _____
Card Number:	_____
Name On Card:	_____
Signature:	_____

SHIPPING INSTRUCTIONS	
Name:	_____
Address:	_____
City:	_____
Province/State:	_____
Postal/Zip Code:	Phone: _____
Federal ID/SS#:	_____

PRIVACY POLICY
Freedom Concepts Inc. collects, uses and discloses personal information of the Customer and/or Rider to properly assemble and manufacture the mobility device and may contact the Rider's therapist for additional personal information to assist with this process. The collection, use and disclosure of the personal information of the Customer and/or the Rider is governed by any consent which may, from time to time, be provided, and by the Freedom Concepts Inc. Privacy Policy which is available on our website www.freedomconcepts.com or by contacting our office. By signing below, you hereby warrant that you have the authority to bind the Rider and hereby authorize the collection, use, and disclosure of personal information as herein provided and in accordance with the Freedom Concepts Inc. Privacy Policy.

TERMS & CONDITIONS
Prices are subject to change without notice. Prepaid or net 30 days O.A.C. All taxes extra. Freight extra. Manufacturer reserves the right to change prices, colors, features, dates, locations and products without notice. Residential delivery charge may apply. Duty and brokerage included where applicable.

CUSTOMER SIGNATURE	
I hereby give permission to Freedom Concepts Inc. to use photographs of me or my child for the sole purpose of the company's promotional use, and will not be distributed to third parties. <input type="checkbox"/> YES <input type="checkbox"/> NO	
I would like to receive regular updates. <input type="checkbox"/> SNAIL MAIL <input type="checkbox"/> EMAIL <input type="checkbox"/> NO	

SIGNATURE OF RIDER/PARENT	