



Pedal Power

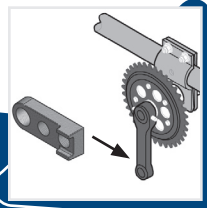
To suit an individual rider's needs, pedal power gear ratios are available in Easy, Average and Challenging.

- *More mechanical advantage*



Crank Arm Length

Crank arms are available in lengths from 2.5"-5". The shorter the crank arm length, the more suitable for limited range of motion.



Multi-Length Crank Adapter

A multi-length crank adapter can be used for even greater adjustability of range of motion or excellent for multi-user centers.

FCI Unique Feature:

Adjustable Crank Position Hip/Feet Ratio

Adjustability of pedal location enhances ease of pedaling with reciprocal gratification.

- Assists in proper hip and knee alignment
- Helps increase range of motion and endurance
- Assists in strengthening anti-gravity muscles
- Assists in co-ordination of leg movement
- Increases gait pattern and reduces tone
- Helps increase blood circulation
- Provides a cardiovascular workout



Electronic Assist Motor

The electronic assist motor is an excellent option for riders going on extended bikes rides, for those who need assistance on inclines or for tandem riding.

Wheel and Tire Systems



Wheels

Wheels are offered in aluminum, steel and ABS Plastic. To protect those curious little fingers, spoke covers are available in a set of three.




Tires

To get great traction both indoors and outside these tires are available in Smooth (City Slicks) or Knobby (Off road) styles.



Solid Tires

You'll never have to pump a tire with air again. These never-go-flat tires are perfect for a multi-user environment and are ideal as a maintenance free no-scutt option. (Available in 12", 16" and 20" only.)



Removable Rear Wheel

These are available on AS 2000, ASR 20, HS 20 and HSR 20 models only. To assist in ease of transport and to save space during storage, quick-release rims can be easily removed from your Mobility Device. (Available only in 20".)




Suspension Fork

You'll look cool with this uniquely styled front fork complete with shock absorbers. It's an affordable option to achieve a 4° seat tilt by increasing the front wheel height.

- ◀ If you require, lighter weight custom frame options include chromoly or titanium.
- ◀ Standard Lifetime Warranty is offered on all product frames.
- ◀ Great new features and products are constant through R&D innovations.

Frame Colors



Please Note: Frame Colors as shown are NOT 100% accurate and are for representational purposes only. Manufacturer reserves the right to change frame colors without notice.